

SINGLE SIGN-ON (SSO), SECURE LOGIN, AND PRODUCTIVITY TOOLS FOR SHARED WORKFORCE DEVICES

BlueFletch Enterprise helps enterprises secure, manage, and support their rugged and shared **Android workforce devices** and enhances the shared device experience for users.

BlueFletch is a powerful platform for **device login/SSO, user/device compliance and management, device tracking, and enhanced user experience** for the retail, manufacturing, warehousing, and logistics/transportation sectors. Hardware supported include Zebra, Honeywell, Datalogic, Samsung, Motorola, Panasonic, eLO, CipherLab and more.

BlueFletch Enterprise

Enterprise Launcher

- Role-based, customizable home screen replacement
- **Single sign-on (SSO)** for apps
- Rapid authentication
- Configurable widgets/badges
- Device tracking
- Session data wipes and device lock-down

Support Agent

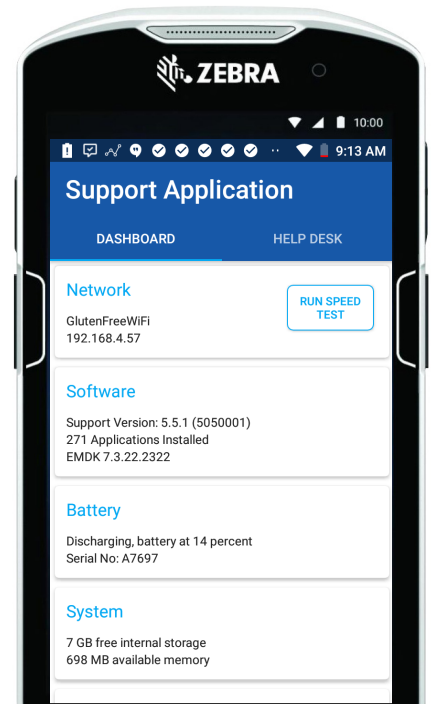
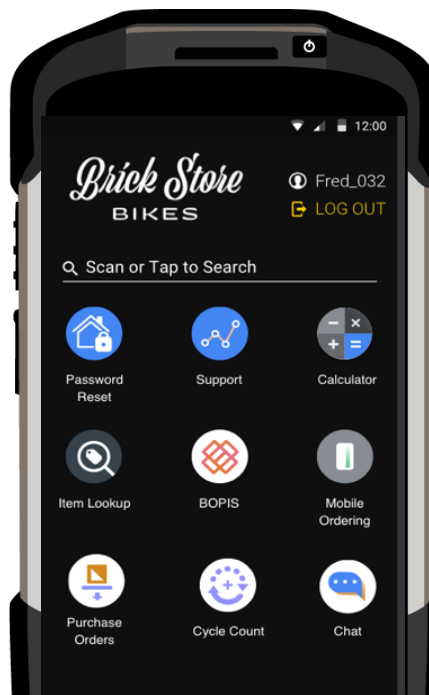
- Background service collects real-time data and analytics
- View device data, telemetry, user session information
- Self-service password reset
- Track battery health, network performance, app usage, check-in/out data
- Device finder

Enterprise Installer/MDM

- Google-validated EMM to manage Android workforce devices for shared use
- Install configs remotely
- Manage business apps
- Lock device features & settings to ensure functionality

BlueFletch Chat

- Quick workforce based communications
- Secure chat with Push-to-Talk (PTT), text, video, and voice based comms
- Location-based grouping
- Online statuses



BlueFletch Enterprise Benefits

Simplify User Log-in on Shared Devices

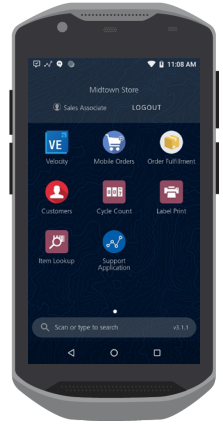
Single sign-on support for all major Identity Providers (Okta, AzureAD, etc). SSO support for web apps, native apps, and telnet apps. Fast re-authentication with NFC, biometrics, barcodes, PIN or with FIDO2 and PIV.

Minimize Lost or Stolen Devices

View device locations in real time with automated alerts for misplaced devices. Seamless device check-in/out for greater user accountability. Automated data wipe for stolen and missing devices.

Improve Shared Device Experience for Users

Customized widgets, badging based on user. Enterprise-grade secure chat with PTT, text, video, and voice. Secure notifications and safety features including motion lock for drivers



Reduce the Cost to Support Devices

Background service collects real-time telemetry data like battery status, OS, patches, restarts, app version, app usage. Interactive support application for end-users reduces help desk calls.

Security/Login Features	BlueFletch	Workspace ONE Launcher	imprivata	ZEBRA Enterprise Home Screen	SOTI MOBICONTROL LAUNCHER	Honeywell Launcher
Kiosk Lockdown of Device	✓	✓	✓	✓	✓	✓
Google Android Enterprise Support	✓	✓			✓	
Smart Logout for Cradling	✓					
Logout Timer Per Role	✓	✓	✓			
Quick (<8 second) Login	✓		✓			
SSO SDK for Custom Apps	✓	✓				
SSO for Web Apps	✓	✓	✓			
SSO for Ivanti	✓					
Check-In/Check-Out Logging	✓	✓	✓			
NFC/Face/Finger/PIN Re-Auth	✓		✓			
Support Major Identity Providers	✓	✓				

About BlueFletch

BlueFletch is an award-winning innovator in the mobility industry. Based in Atlanta, Bluefletch is focused on helping enterprises secure, manage, and support their shared and rugged devices, and is trusted by Global 1000 companies such as:

