



BLUEFLETCH ENTERPRISE

## SECURITY MANAGEMENT FOR WORKFORCE DEVICES

BlueFletch Enterprise helps companies secure, manage, and support their rugged and shared workforce devices.

Designed for Android, BlueFletch is a powerful platform for **device lockdown and recovery, login/authentication, and user/device compliance** for device fleets in the retail, manufacturing, warehousing, logistics and healthcare industries, as well as government organizations.

## BlueFletch Enterprise Key Features

### Enterprise Launcher

A secure home screen replacement for corporate-owned dedicated Android devices that ties into all major Identity Providers and provides multi-user single sign-on (SSO) for web, mobile, legacy, and 3rd party apps.

### Support Agent

Integrated support tool that captures device-specific data to increase visibility and easily contact the help desk. View device battery health, network performance, app usage, and check-in/check-out data.

### Enterprise Installer

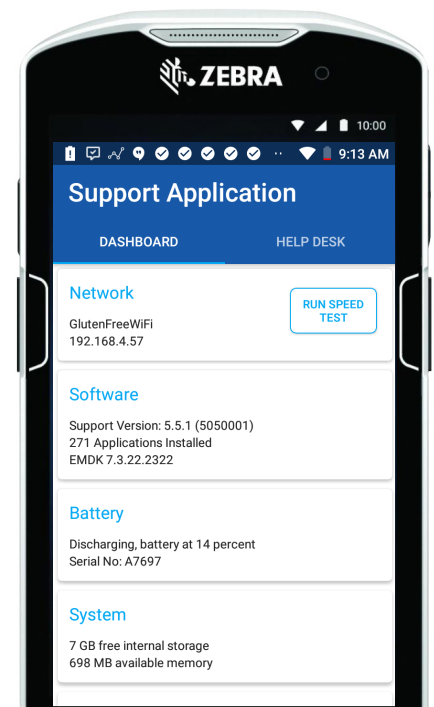
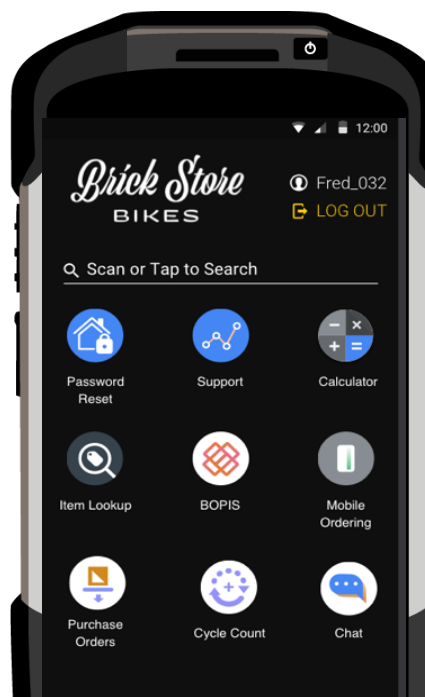
A Google-validated EMM, built to manage company-owned Android devices for dedicated use. Install configs remotely, manage business apps, and lockdown device features & settings to ensure functionality.

## Device and OS Support

BlueFletch supports Android 5.0 or greater and functions on rugged and consumer Android devices.

Hardware supported include **Zebra, Honeywell, Datalogic, Spectralink, Samsung, Motorola, Panasonic, Nokia**, and more. BlueFletch Enterprise is a SaaS offering.

For more information:  
[bluefletch.com](http://bluefletch.com)



# Benefits

## Improve User Experience

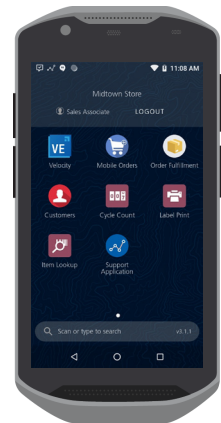
Faster login, Single Sign-on, Password Manager, and Re-authentication will save end-users time throughout their workday. Labor savings for typical clients exceed \$800 per year per device.

## Strengthen Device Security

Integration into all common enterprise Identity Providers such as **Azure AD, Okta, SailPoint, Ping**, allows consistent enterprise security out-of-the-box.

## Reduce Device Loss

Accountability of devices down to the user level allows managers and operation teams to locate lost devices and keep associates accountable for returning devices at the end of shifts.



| Security/Login Features           |  BlueFletch |  Workspace ONE <sup>™</sup> Launcher |  imprivata <sup>®</sup> |  ZEBRA<br>Enterprise Home Screen |  SOTI MOBICONTROL LAUNCHER |  Honeywell Launcher |
|-----------------------------------|--|---|---|---|---|--|
| Kiosk Lockdown of Device          | ✓  | ✓   | ✓   | ✓   | ✓   | ✓  |
| Google Android Enterprise Support | ✓  | ✓   |   |   | ✓   |  |
| Smart Logout for Cradling         | ✓  |   |   |   |   |  |
| Logout Timer Per Role             | ✓  | ✓   | ✓   |   |   |  |
| Quick (<8 second) Login           | ✓  |   | ✓   |   |   |  |
| SSO SDK for Custom Apps           | ✓  | ✓   |   |   |   |  |
| SSO for Web Apps                  | ✓  | ✓   | ✓   |   |   |  |
| SSO for Ivanti                    | ✓  |   |   |   |   |  |
| Check-In/Check-Out Logging        | ✓  | ✓   | ✓   |   |   |  |
| NFC/Face/Finger/PIN Re-Auth       | ✓  |   | ✓   |   |   |  |
| Support Major Identity Providers  | ✓  | ✓   |   |   |   |  |

## About BlueFletch

BlueFletch is an award-winning innovator in the mobile industry. Based in Atlanta, Bluefletch is focused on helping enterprises secure, manage, and support their shared and rugged devices, and is trusted by Global 1000 companies such as:

